

Monocrystalline Solar Module

HDS240M/245M/250M-60



www.hdszj.com

HD Solar introduces all new line of high performance modules in wide application.

Warranty

Industry leading power output warranty (12years/90%, 25years/80%)
10-year warranty on product materials and processing technology.

Applications

- On-grid residential roof-tops
- On-grid commercial/industrial roof-tops
- Solar power plants
- Other on-grid applications
- off-grid system

Electrical Characteristics

All specified Parameters at STC 25°C Ambient, 1000W/m² irradiance and AM 1.5

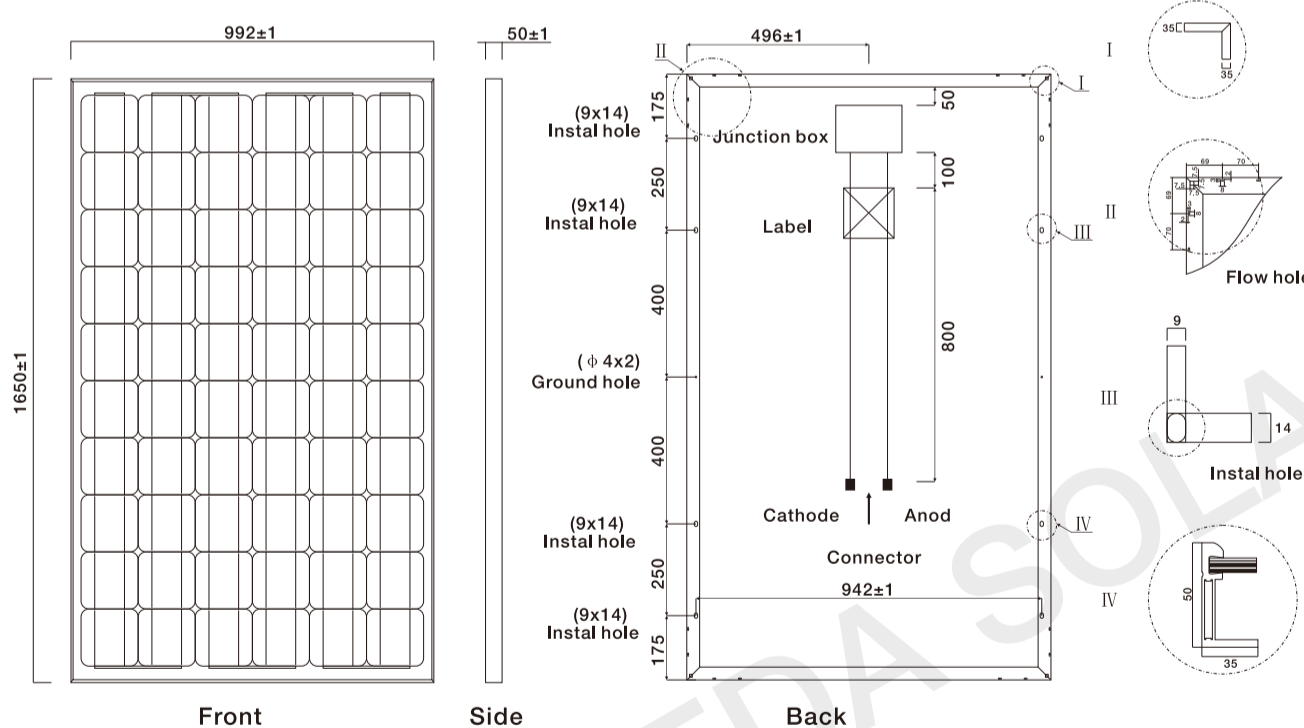
Type		HDS240M-60	HDS245M-60	HDS250M-60
Max-Power Pm	(W)	240	245	250
Power Tolerance	(W)	+0-5	+0-5	+0-5
Max-Power Voltage	Vm(V)	31.1	31.4	31.85
Max-Power Current	Im(A)	7.73	7.81	7.85
Short-Circuit Current	Isc(A)	8.65	8.75	8.85
Open-Circuit Voltage	Voc(V)	37	37.3	37.66
Max-System Voltage	(VDC)	600V(UL)/1000V(IEC)		
Cell Efficiency	(%)	16.7	17.1	17.4
Module Efficiency	(%)	14.6	14.9	15.2
Max.Series Fuse	(A)	15		
Pm Temperature Coefficients	(W/°C)	-0.9964		
Isc Temperature Coefficients	(A/°C)	0.0023		
Voc Temperature Coefficients	(V/°C)	-0.1801		
NOCT Nominal Operating Cell Temperature		47±2°C		

Maximum load rating: 5400pa(112.78lbf/ft²)

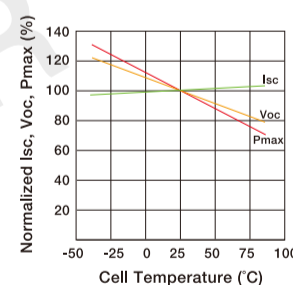
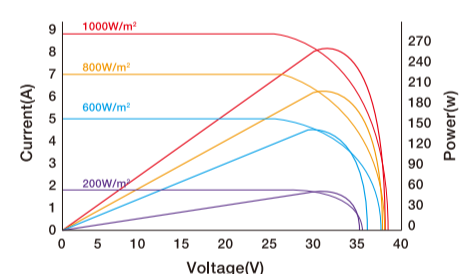


A 416 Room, Runhe Business Square, No.103
Qiyue Road, Fuyang city, Hangzhou, China
Tel: +0086-571-2323 3309 2323 3307
E-mail: hedsolar@hdszj.com

Mechanical Specifications



I-V Curve



I-V Curves at different Irradiances (AM1.5 25°C)

Specifications included in this datasheet are subject to change without prior notice

Packaging Configuration

Packing Configuration	20 pcs/ctn + 24 pcs/ctn
Quantity/Pallet	44 pcs/pallet
Loading Capacity	572 pcs/40HQ

Absolute Ratings

Dielectric Insulation Voltage	3000V
Operating Temperature (°C)	-40~+85
Storage Temperature (°C)	-40~+85

Mechanical Characteristics

Cable type, Diameter and Length	4mm ² , TUV certified, 1250mm	
Type of Connector	Compatible Type IV	
Number, type and arrangement of cells	60pcs, Mono-Crystalline Silicon(6x10)	
Cell Size (mm)	156x156	
Dimension (mm)	1650x992x50	
Weight (Kg)	21.5	
NO.of Draining Holes in Frame	10	
Color of frame	Silver	
Glass, Type and Thickness	High Transmission, Low Iron, Tempered Glass 3.2mm	